

Campus Information and Safety Awareness



Presented by:

San Bernardino Community College District Police Department

Jeanne Clery

1966 - 1986



"Lest We Forget The Meaning of her Death, That We Must Protect One Another, So That Her Life Will Not Have Been In Vain."

Jeanne Clery Act

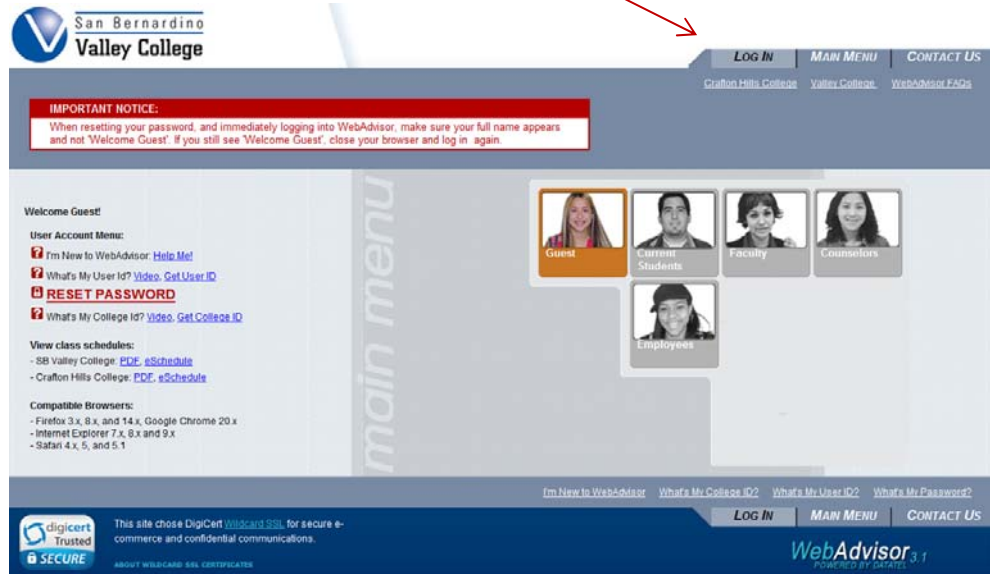
On April 5, 1986, a male student entered a dormitory gaining access through three doors with automatic locks that were propped open. Jeanne Clery was asleep in her dorm room when the male student entered her room with the intention to burglarize it. During the burglary Jeanne woke up. The student, who had been drinking all night, raped and strangled Jeanne.

In 1988 Pennsylvania enacted the first law requiring all colleges and universities to annually make public three years of crime statistics. The Campus Security Act followed on August 1, 1991, which was later renamed the Jeanne Clery Act. This revised law requires colleges and universities to publish an annual report detailing security policies, and three years of campus crime statistics for certain offenses. Educational institutions with police or security agencies must keep a public crime log, and alert students and staff of timely warnings for crimes that pose an ongoing threat.

Annual Security Report

- ▶ The San Bernardino Valley College Annual Security Report is required by federal law and contains policy statements and crime statistics for the school. The policy statements address the school's policies, procedures and programs concerning safety and security, for example, policies for responding to emergency situations and sexual offenses. Three years' of statistics are included for certain types of crimes that were reported to have occurred on campus, in or on off-campus buildings or property owner or controlled by the school and on public property within or immediately adjacent to campus. The report is available online at <http://sbccd.org/asr2013>. You may also request a paper copy from the Police Dept, Student life, Library, Bookstore, Admissions and Records and Counseling.

Campus Alerts



Campus Alerts are reports of criminal incidents on the campus that could potentially affect the larger college community. Notifications are made to the campus community regarding certain crimes in and around our community that potentially constitute an ongoing or continuing threat. Alerts are also sent in the event of an emergency to provide you with critical information that will assist you.

- ▶ To receive notification of these alerts (via text, voice message, or email) when they occur, verify that your contact information is accurate. Log into WebAdvisor from your college campus website home page, and follow these directions for [Blackboard Connect](#).

WebAdvisor Steps

Access Web Advisor from [Crafton Hills College](#) home page:

Click “WebAdvisor” from “Quick Login” menu.

Click the “LOG IN” link on the Web Advisor home page.
Enter your user ID and password (same as your student /datatel ID and password).

When you see your name click the “Student” or “Employees” box on the right. Note: If the box is not colored you are not logged in correctly.

Under User Account click on “Contact Information”.

Enter name, address, phone number, and type of notification you want to receive: voice only, voice and text, or email. Submit and log off.

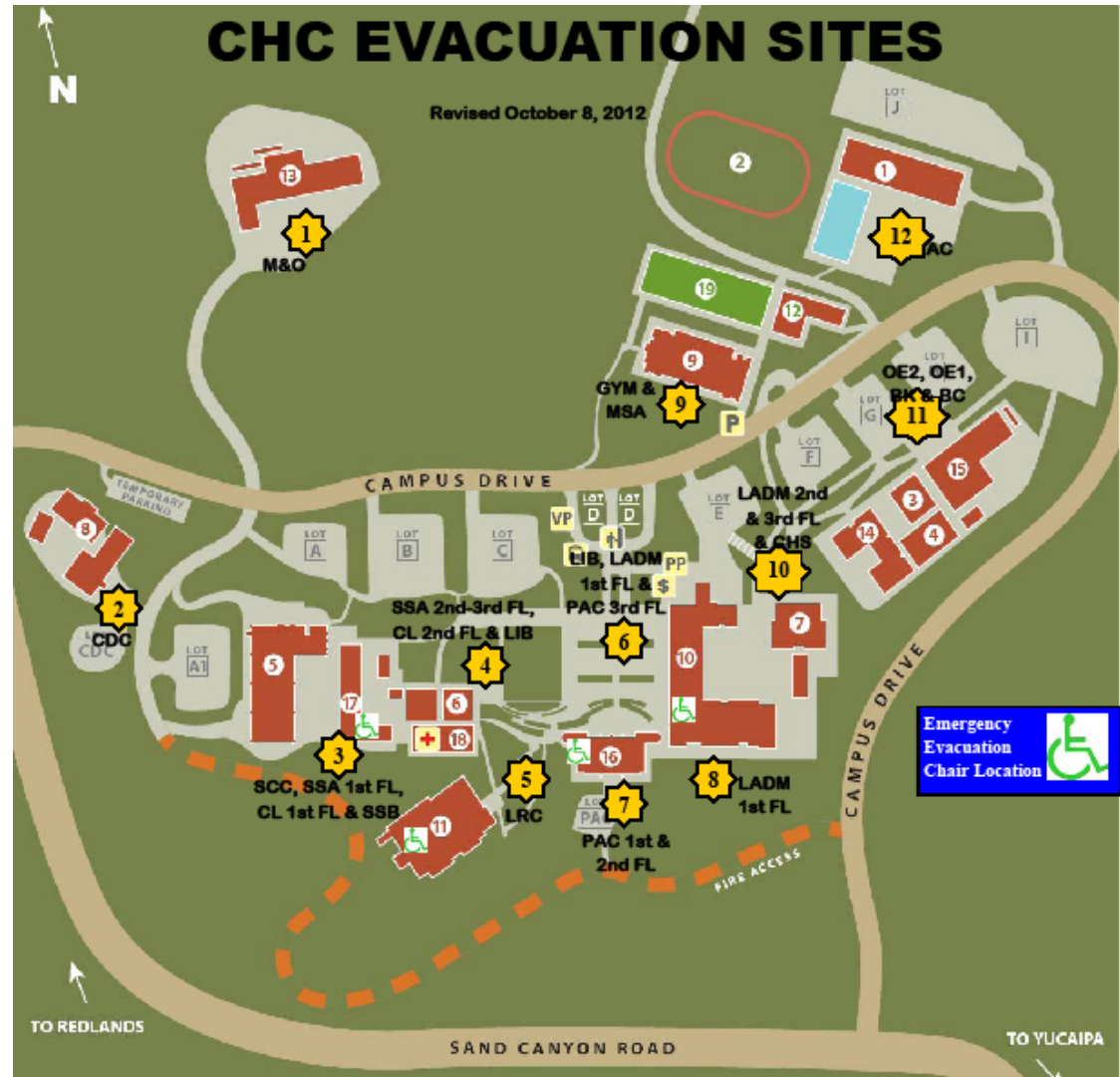
If you are not able to update your information for any reason, contact (877) 241-1756.

The screenshot shows the 'User Account' section of the WebAdvisor interface. At the top, there is a purple header bar with the text 'User Account'. Below this, there are two blue links: 'Change Password' and 'Contact Information'. A red arrow points to the 'Contact Information' link. Below the links, there is a section titled 'Address Information For' with a purple bar. Underneath, there is a text input field for 'Street Address/Apartment'. Below that, there are dropdown menus for 'City', 'State' (set to 'California'), and 'Zip Code'. Below these are dropdown menus for 'County' (set to '36 San Bernardino') and 'Country' (set to 'US United States'). At the bottom, there is a table with three columns: 'Phone Number', 'Ext', and 'Type'. The first row contains the phone number '909-123-4567', an empty extension field, and a dropdown menu set to 'SMS Voice & Text (Cell)'. Red arrows point to the 'Contact Information' link, the 'Street Address/Apartment' field, the 'City' dropdown, and the 'Type' dropdown.

Evacuation Information

In the event of an emergency you may be asked to leave your area and report to the nearby Evacuation Site. Please be familiar with all sites.

For the disabled, evacuation chairs are located in the SSA, LRC, PAC & LADM buildings.



Parking

- Parking permits are required for all parking lots and streets on campus (and all District properties) beginning continuously Monday at 7:00am through Friday at 4:30pm.
- Parking decals may be purchased for the year or the semester on-line at: <http://www.craftonhills.edu/parking>
- Daily parking passes may be purchased for \$2.00 for the entire day at the Ticket Vending Machines located in parking lots A, B, C, D, E, F, G, H, I and J.
- Timed visitor parking is available in parking lot D.



Smoking Policy

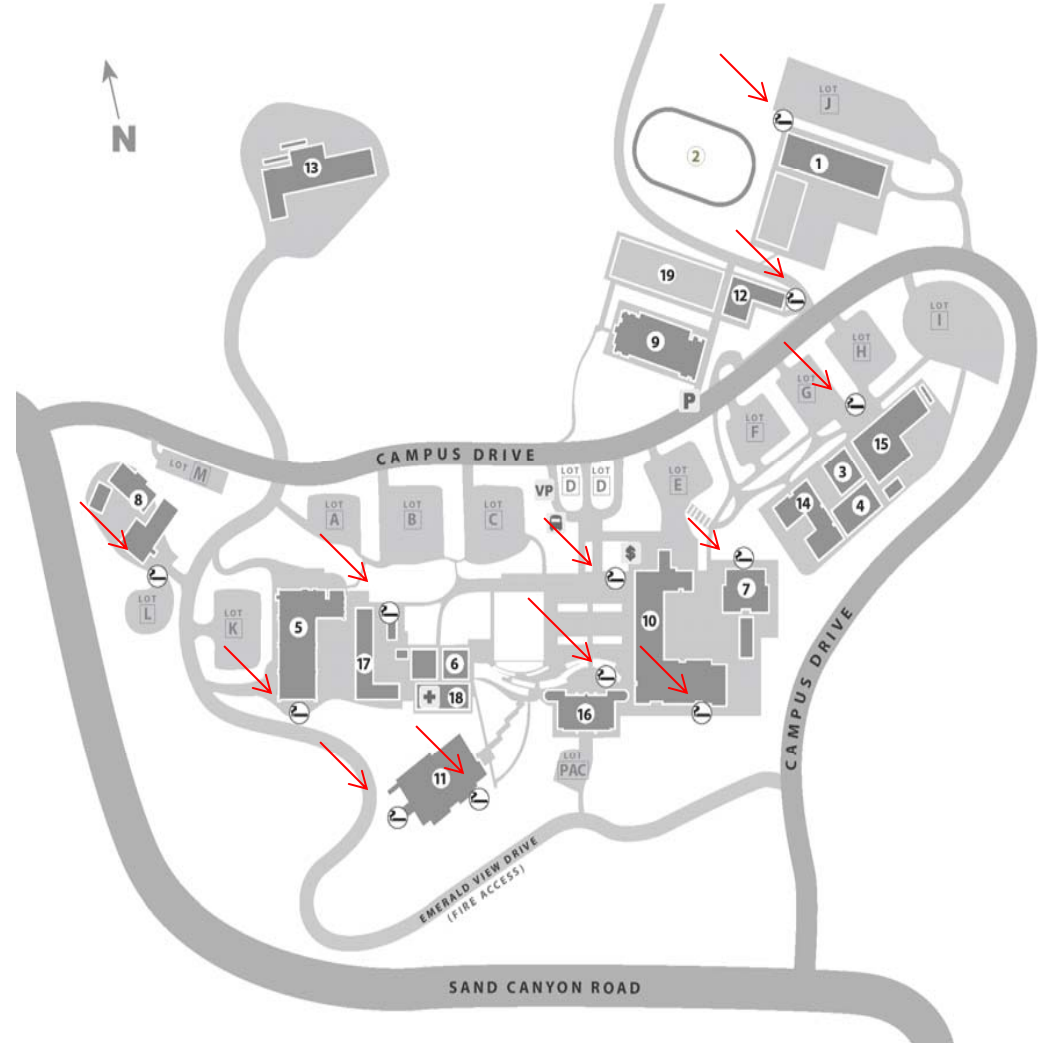
SAN BERNARDINO COMMUNITY COLLEGE DISTRICT BOARD POLICY 3570 SMOKING

- A. Smoking of any form of tobacco or non-tobacco products is prohibited on District grounds, in all District vehicles, at any activity or athletic event and on all property owned, leased or rented by or from the District, unless a tobacco use area has been designated.
- B. This policy allows for the establishment of procedures to comply with California Code of Regulations Government Code Section §7597.
- C. This policy and these regulations apply to employees, students, visitors and other persons who use the facilities on the campuses or centers that are part of San Bernardino Community College District.

California Government Code 7597(a):

No public employee or member of the public shall smoke any tobacco product inside a public building, or in an outdoor area within 20 feet of a main exit, entrance, or operable window of a public building, or in a passenger vehicle, as defined by Section 465 of the Vehicle Code, owned by the state. (b) This section shall not preempt the authority of any county, city, city and county, California Community College campus, campus of the California State University, or campus of the University of California to adopt and enforce additional smoking and tobacco control ordinances, regulations, or policies that are more restrictive than the applicable standards required by this chapter.

CAMPUS DIRECTORY



District Police

- ▶ District Police are available 24 hours a day, 7 days a week, and patrol all District property.
 - ▶ The District Police Office is located in the LADM Building Room 153, off of Parking Lot E.
 - ▶ In case of emergency call **911**, or contact District Police at **(909) 389-3275**.
- 

Personal Safety Tips

- Walk with confidence.
- Walk in well lit areas, and with a friend.
- Trust your gut.
- Scan your surroundings (bushes, vehicles, corners).
- Park in a well lit area if possible.
- Secure your car.
- Do not use headphones, ear buds, or cell phone as these prevent you from hearing others approach.
- Let someone know where you are and when you will be home.
- When in doubt, call Campus Police for an escort.



© iStockphoto.com/John

Sexual Assault Safety Tips

- Let someone know where you are going, who you'll be with, and when you'll be home.
- Meet in a public place.
- Don't drink from a communal bowl.
- Don't drink anything you did not get yourself, or see made.
- If you set your drink down or lose sight of it, do not drink from it.
- Use the buddy system when socializing.
- Keep cash with you in case you need to get a taxi home.
- Trust your gut feeling.
- Walk in well lit areas and/or with others.
- Take a self defense class.
- Is your dating partner jealous or possessive?
- Does your dating partner check with you often to see where you are, or who you're with, or try to control you?



You should report any incident of sexual assault to your local police department, or to the SBCCD Police. Many survivors of sexual assault wish to remain anonymous. You may report any sexual assault to [Student Health Services](#) (SBVC) or the [Health and Wellness Center](#) (CHC) for confidential counseling. You may also contact [San Bernardino Sexual Assault Services](#) for counseling and crisis intervention, at no cost.

Click [here](#) for additional safety information on [dating violence](#) and [sexual assault prevention](#).

Vehicle Burglary Safety Tips

- Report suspicious activity in parking areas.
- Keep windows rolled up and lock your vehicle, bike, or moped.
- Do not leave your vehicle running while unattended.
- Park in well-lit, heavily traveled areas.
- Do not leave valuables out in the open. Secure in the trunk or take them with you.
- Keep a record of vehicle identification numbers, and serial numbers of electronics.
- Consider anti-theft devices such as a club, fuel "kill" switches, or alarm systems.





Theft/Identity Theft Safety Tips

- Do not let belongings out of your sight even for a moment.
- Do not lend items to strangers
- (Common items stolen: phones, iPods, laptops, wallets, purses)

- Regularly check your credit report and bank statements.
- Shred documents with personal, medical, and financial information.
- Don't respond to phishing (emails/texts that ask for personal information).
- Use anti-virus / spyware software on your computer.



What if I am in Danger?



Call 911.

Run if you can.

Yell to create a scene and draw attention from others in the area.

Common weapons we can use:


Keys, hands, feet, backpack, books, pens

Be aware of surroundings:

- Go into a building
- Look for people to be around



Reporting a Crime

- In an emergency phone 911.
 - Notify Campus Police at (909) 384-4491.
 - Give the Police Dispatcher as much information as possible; *be a good witness.*
 - For anonymous reporting, 800-78-CRIME or report on-line at <http://www.wetip.com>
- 

Available Resources from the District Police Website

<http://sbccd.org/police>

- *Annual Security Reports*: Reports include District policy information, safety tips, how to report a crime, and criminal statistics.
- *Safety Resources*: These printable brochures include information and tips on active shooter survival, dating and sexual violence, identity theft, and disabled persons safety tips.
- *Police Beat*: This weekly report features a new topic each week, in addition to police incidents.
- *Crimemapping*: This tool is utilized by local police agencies and documents crime in the city. Click on the link, and choose the District area you desire (SBVC, CHC, District/EDCT, Annex).

For additional information on [crime prevention](#) and [victim assistance](#) please visit the [District Police](#) website, or phone [\(909\) 384-4491](#).