



Office of Research, Planning & Institutional Effectiveness
Key Performance Indicator (KPI) Dashboard

Goal I – Student Success

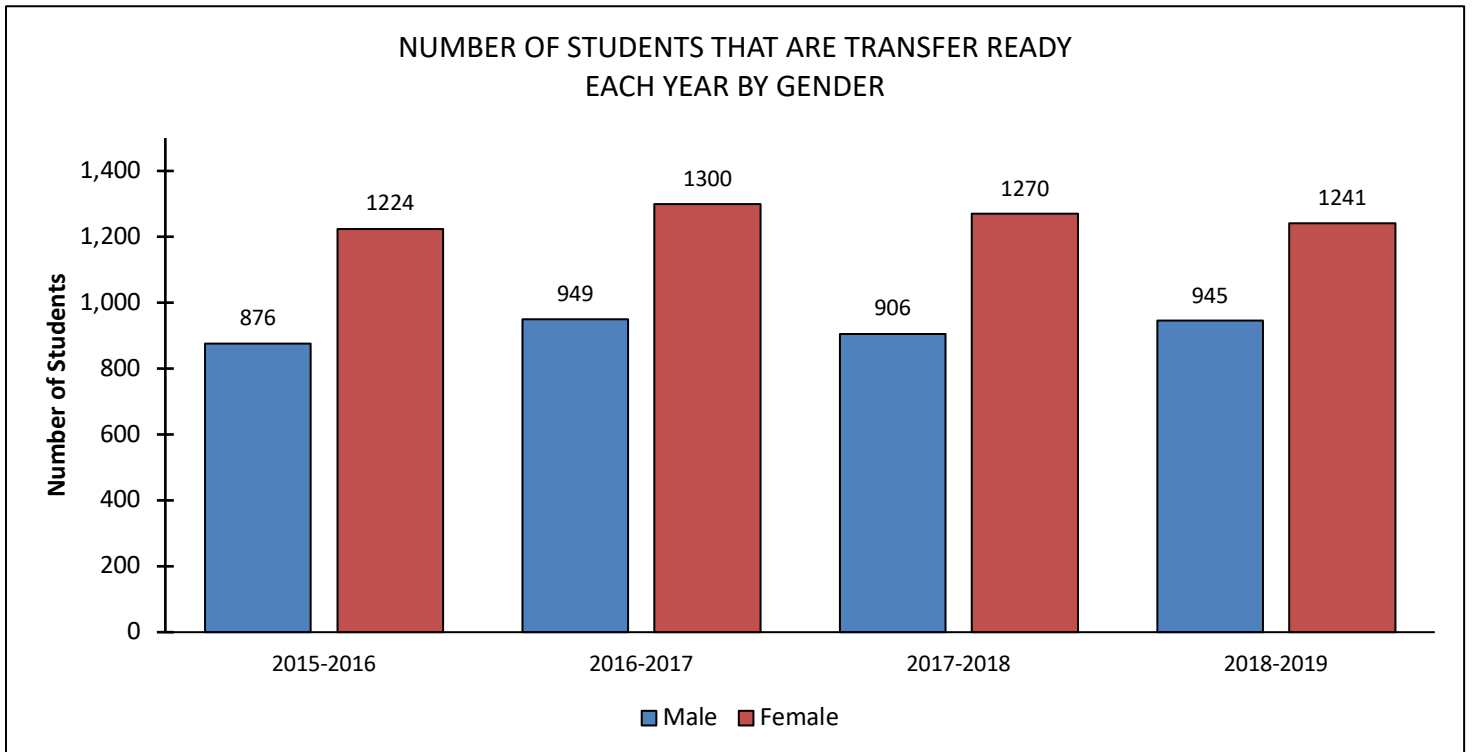
KPI I.E – Number of Students Who are Transfer Ready

Objective: Increase student success while preserving access, enhancing quality, and reducing attainment gaps associated with income, race, ethnicity, age, and gender.

Definition: The total number of students that have (1) successfully completed both transfer-level Math and English courses, (2) completed 60 or more transferable units, and (3) achieved an overall GPA of at least 2.0 using transferable units.

Measurement Frequency: Annual

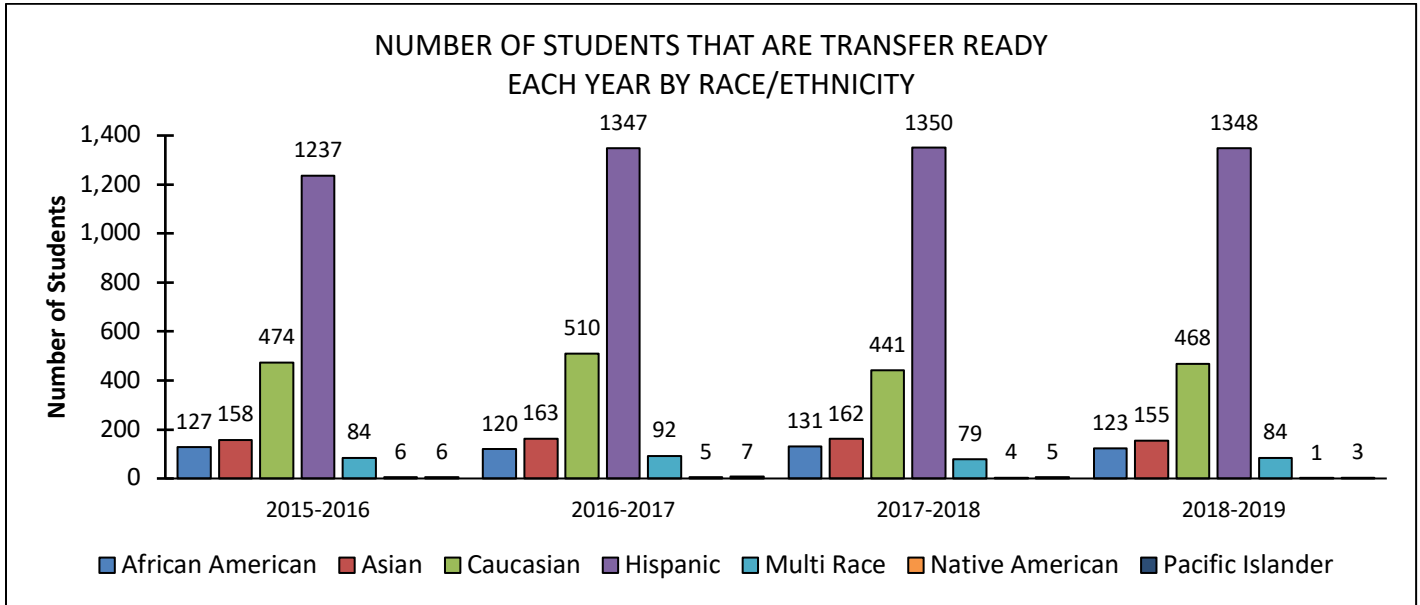
KPI I.E: Number of students who are transfer ready	2015-2016	2016-2017	2017-2018	2018-2019
Crafton Hills College	834	872	787	859
San Bernardino Valley College	1440	1582	1585	1555
SBCCD (Unduplicated Count)	2101	2251	2178	2187



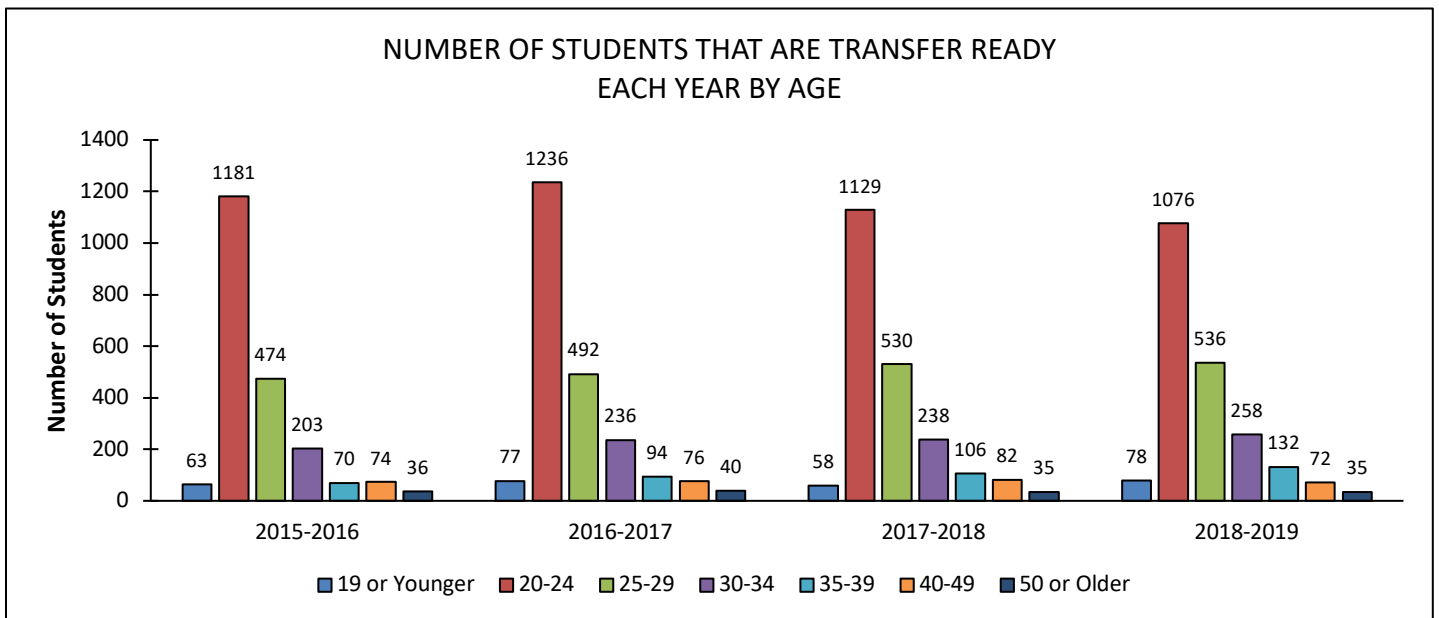
Analysis - Overall and by Gender: The number of students who were transfer ready increased by 4.1%, from 2101 in 2015-16 to 2187 in 2018-19, with a four-year average of 2179. On average, more females were transfer ready than males (four-year average of 1259 and 919, respectively). The number of females and males were transfer ready increased by 1.4% and 7.6%, respectively.



Office of Research, Planning & Institutional Effectiveness
Key Performance Indicator (KPI) Dashboard



Analysis: On average, over the same four-year period, Hispanics had the highest number of students who were transfer ready (1321 students per year). The number of Hispanics increased by 9.0% from 1237 in 2015-2016 to 1348 in 2018-2019. The next highest was Caucasians (473), followed by Asians (160), African Americans (125), Multi Race (86), Pacific Islanders (5), and Native Americans (4).



Analysis: On average, over this four-year period, the 20-24 age group had the highest number of students who were transfer ready (1156 per year). The next highest was the 25-29 age group (508), followed by the 30-34 age group (234), the 35-39 age group (101), the 40-49 age group (76), the 19 or younger age group (69), and the 50 or older age group (37).