



Office of Research, Planning & Institutional Effectiveness
Key Performance Indicator (KPI) Dashboard

Goal II – Enrollment and Access

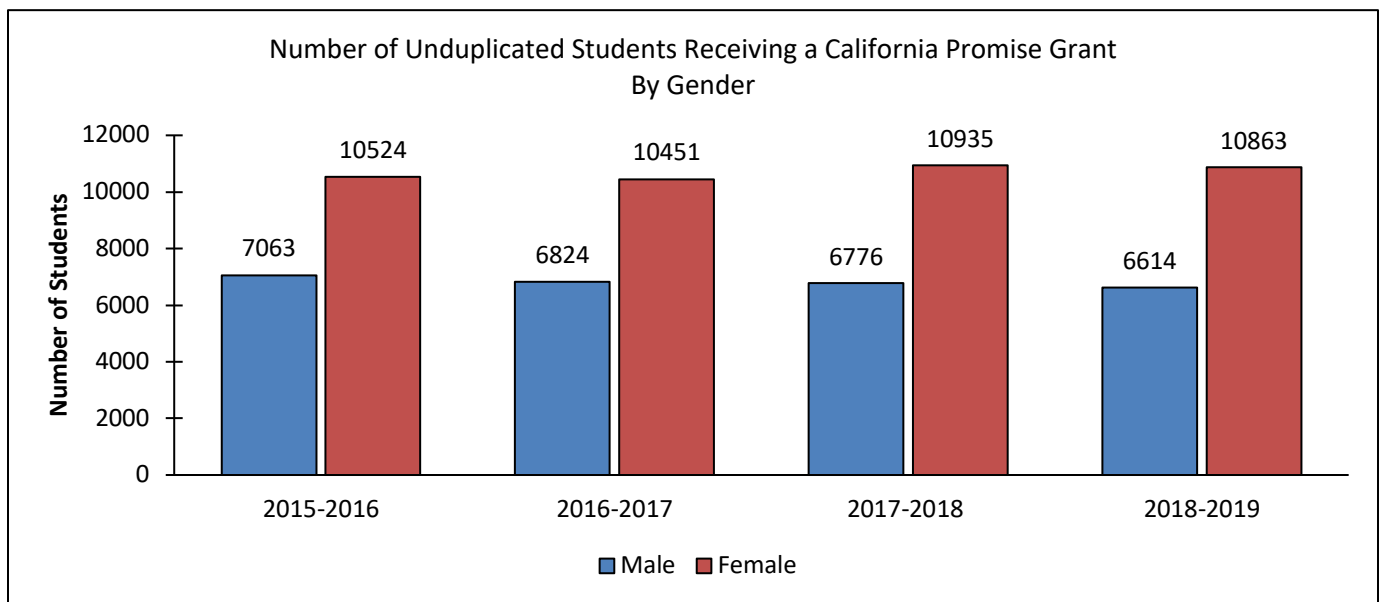
KPI II.C – Number of Unduplicated Students Receiving a California Promise Grant

Objective: Increase our student population to improve the higher education participation rate and supply a well-equipped, educated workforce for our communities.

Definition: This measurement reflects a count of the number of enrolled students that received a California Promise Grant in the academic year.

Measurement Frequency: Annual

KPI II.C: # of Unduplicated Students Receiving a California Promise Grant	2015-2016	2016-2017	2017-2018	2018-2019
Crafton Hills College (CHC)	4,640	4,234	4,792	4,929
San Bernardino Valley College (SBVC)	12,952	13,046	12,924	12,552
SBCCD (District Total)	17,592	17,280	17,716	17,481

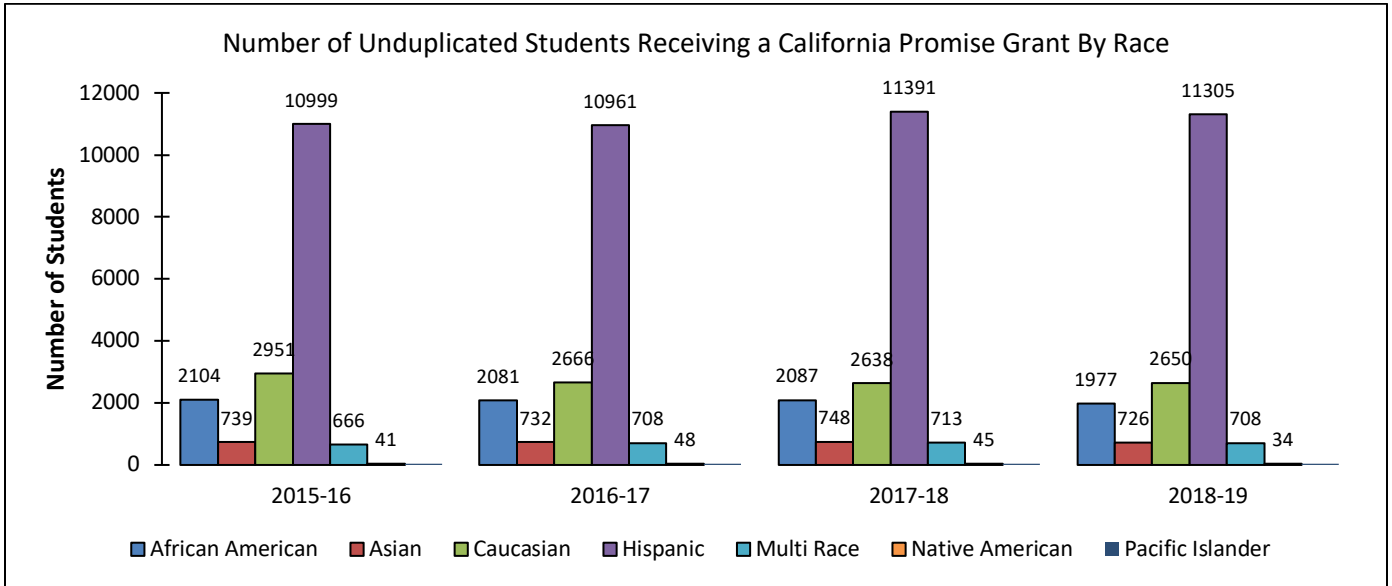


Note: Unknown gender students were excluded from this Bar Graph but were included in SBCCD total in Table above.

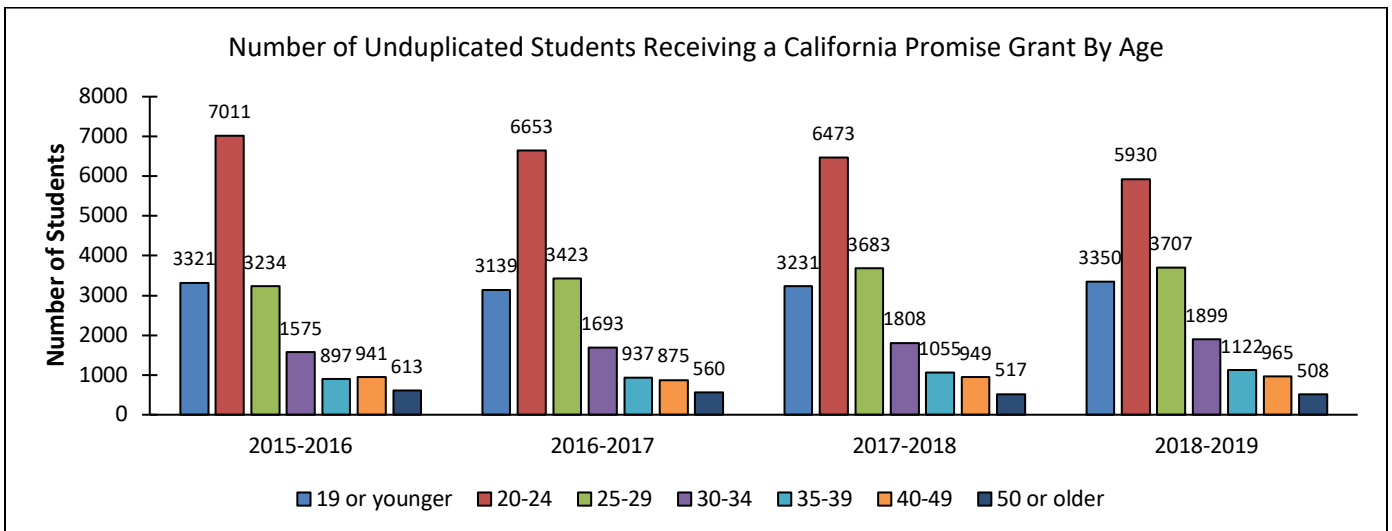
Analysis: The total number of unduplicated students receiving a California Promise Grant has remained stable over the last four years (four-year average of 17521). On average, more females received a California Promise Grant than males (four-year average of 10793 and 6819, respectively). The number of females receiving a California Promise Grant increased by 3.2%, while the number of males receiving a California Promise Grant declined by 6.4%.



Office of Research, Planning & Institutional Effectiveness
Key Performance Indicator (KPI) Dashboard



Analysis: On average, over this four-year period, Hispanics had the highest number of students receiving a California Promise Grant (11164 students per year). The percentage of Hispanics rose from 62.5% of recipients in 2015-2016 to 64.7% in 2018-2019. The next highest was Caucasians (2726), followed by African Americans (2026), Asians (736), Multi Race (699), Native Americans (42), and Pacific Islanders (41).



Analysis: On average, over this four-year period, the 20-24 age group comprised approximately 37.2% (6517 students per year) of all SBCCD California Promise Grant recipients. The next highest was the 25-29 age group (3512), followed by the 19 or Younger age group (3260), the 30-34 age group (1744), the 35-39 age group (1003), the 40-49 age group (993), and the age 50 or older group (550).