



# CRAFTON HILLS COLLEGE (CHC) WASTE MANAGEMENT PROCESS

## Contents

1. Waste Categories.....	2
2. Locations of Waste .....	4
3. Map of Waste Locations at CHC .....	5
4. How Waste is Collected .....	6
5. Areas of Opportunity.....	7
Appendix A: Construction Waste Management Plan .....	8

## Tables

Table 1: The Different Types of Waste .....	2
Table 2: Buildings and Their Waste.....	4
Table 3: Who Collects Waste on Campus .....	6
Table 4: How Often Waste is Picked Up .....	6
Table 5: Who Picks up Waste From Campus .....	7




# Waste Management Processes

The goal of this document is to record the current waste management processes of Crafton Hills College that follow general guidelines from both the state and LEED (Leadership in Energy and Environmental Design). For example, Mandatory Commercial Recycling (AB 341) and Mandatory Commercial Organics Recycling laws require public entities that generate a certain threshold of solid waste per week to recycle and implement an organic waste recycling program.

## 1. Waste Categories

Table 1 shows the different types of waste found on the CHC campus with images, definitions, and examples.

*Table 1: The Different Types of Waste*

Type of Waste	Image	Definition and Examples
Green Waste (Green Bin)		Also known as "biological waste," it's any organic waste that can be composted. For example, waste is created from landscaping, like grass clippings.
General Waste (Gray Bin)		Also called residual waste, it's material from businesses and households that cannot be recycled. This can include plastic bags, Styrofoam, and paper food storage.
Compacted Waste (Tan Bin)		General waste that has been reduced in size. Garbage compactors and waste collection vehicles compress waste so that valuable airspace can be conserved at the landfill and extend the landfill's life span.

<p>Recycling Waste (White or Blue)</p>		<p>Items that can be converted into reusable materials. Plastics, cardboard, paper products, Aluminum/Steel cans, and glass.</p>
<p>Organic Waste (Dark Green Bin)</p>		<p>Organic waste is any biodegradable material that comes from either a plant or an animal. Biodegradable waste is organic material that can be decomposed. For example, food scraps or used cooking oil.</p>
<p>Biohazardous Waste (Labeled)</p>		<p>Waste contaminated with potentially infectious agents or other materials that are deemed a threat to public health or the environment. For example, gloves or needles.</p>
<p>Universal Waste (Labeled)</p>		<p>Materials designated as "hazardous waste," but contain very common materials. For example, batteries, motor oil, fluorescent lamps, and mercury thermostats.</p>
<p>Construction Waste (Varies)</p>		<p>All waste is produced in constructing, altering, renovating, repairing, or demolishing a structure. For example, insulation, piping, and packaging. See Appendix A for CHC's construction waste management plan.</p>

## 2. Locations of Waste

The table below shows the waste locations at CHC, what type of waste that location has, and the size of the container holding that waste.

*Table 2: Buildings and Their Waste*

Location	Waste Container Type	Qty	Size Per Container
Individual Offices and Classrooms	General	1	8 gallons
	Recycling	1	8 gallons
Maintenance & Operations Building	Compacted	2	3 cubic yards
	Green	7	3 cubic yards
	Recycling	6	3 cubic yards
	General	2	3 cubic yards
	Universal: Motor Oil	1	30 gallons
	Universal: Lightbulbs	2	30 gallons
	Universal: Batteries	2	5 gallons
Crafton Center	General	1	3 cubic yards
	Recycling	2	3 cubic yards
	Organic: Used Cooking Oil	1	100 gallons
	Organic: Food Scraps	1	60 gallons
Canyon Hall	Biohazardous: science classes' used supplies	1	<10 gallons
East Complex 1	Recycling	1	3 cubic yards
	General	1	3 cubic yards
Public Safety & Allied Health	Biohazardous: Pharmaceuticals and Gloves	1	<5 gallons
Construction Sites	Varies	Varies	Varies



### 3. Map of Waste Locations at CHC



## 4. How Waste is Collected










The table below shows who collects waste on campus, the type of waste collected, and how it's collected.

Table 3: Who Collects Waste on Campus

Who	Type of Waste	How it's Collected
Groundskeepers	Green Waste	Collects waste into 3 cubic yard bins after waste is collected into bags
Custodians	General, Recycle, and Organic waste	Collects waste generated in offices and classrooms and disposes of it into 3 cubic yard bins
Construction Workers	Demolition and Construction Waste	Depends on project
Staff/Students	Biohazardous	Consolidation at the end of the day in a contained bin

The table below shows when waste gets picked up from CHC.

Table 4: How Often Waste is Picked Up

Type of Waste	Service Interval			
	Weekly	Biweekly	Quarterly	As Needed
Biohazardous				
Recycle				
General				
Organic				
Universal				
Green				
Compacted				
Construction				

The table below shows which vendor picks up what type of waste.

*Table 5: Who Picks up Waste From Campus*

Type of Waste	Vendor
Biohazardous	Environmental Management Technologies
Recycle	Burrtec
Regular	Burrtec
Organic	Burrtec
Universal	Burrtec
Green	Burrtec
Compacted	Burrtec
Construction	Varies by Project

## 1. Areas of Opportunity

- Vendors can make better sustainable choices.
- Small bins for recycling can be added alongside general waste bins, for example, in the Quad, where a higher number of students congregate.
- Student senate can do outreach: educating students and staff on correctly segregating waste.
- Add signage to waste bins educating the student population on how to segregate trash at the source level.
- Increase behavioral change of students with educational opportunities. For example, through info sessions or newsletters.
- Quantify waste produced on campus. If you can't measure it, you can't reduce it.

## Appendix A